

State of New Hampshire
MANUAL

for the
GENERAL COURT

1989

No. 51

PUBLISHED BY THE
DEPARTMENT OF STATE

WILLIAM M. GARDNER
Secretary of State

ROBERT P. AMBROSE
Deputy Secretary of State

Edited and Compiled by
KAREN H. LADD

1989

CONSTITUTIONAL AMENDMENTS

Following are the questions submitted to the qualified voters of New Hampshire on November 8, 1988, together with the votes received.

(Questions Proposed by the 1987 General Court)

Question 1. Are you in favor of amending the constitution to provide that, in order to entitle the parties to a trial by jury in civil cases, the amount involved in such cases must exceed \$1,500 instead of \$500 as is now provided? (Passed by N.H. House, 302 Yes 23 No, passed State Senate 18 Yes 3 No) (CACR 4)

Yes 250,413

No 108,267

Question 2. Are you in favor of amending the constitution to provide that the legislature may delegate regulatory authority to executive branch officials, but that any proposed rules may be disapproved by the legislature or an appropriate legislative committee, as prescribed by law? (Passed by N.H. House, 342 Yes 5 No, passed State Senate, 23 Yes 0 No) (CACR 21)

Yes 184,434

No 149,303

CONSTITUTIONAL AMENDMENT QUESTIONS

SUMMARY BY COUNTIES	Question 1		Question 2	
	Yes	No	Yes	No
Belknap	12,384	4,951	9,075	7,053
Carroll	10,754	3,967	7,993	5,741
Cheshire	14,736	6,393	10,162	9,797
Coos	6,540	3,255	5,396	3,775
Grafton	17,195	7,154	13,836	8,463
Hillsborough	73,734	33,631	54,662	45,319
Merrimack	28,294	11,945	19,162	19,028
Rockingham	58,165	24,113	43,153	32,923
Strafford	20,626	9,020	14,752	12,396
Sullivan	7,985	3,838	6,243	4,808
Totals	250,413	108,267	184,434	149,303

BELKNAP COUNTY	Question 1		Question 2	
	Yes	No	Yes	No
Alton	1,059	469	840	611
Barnstead	648	426	437	571
Belmont	1,016	522	698	697
Center Harbor	317	109	253	148
Gilford	2,063	664	1,603	947
Gilmanton	668	313	465	442
Laconia W1	724	205	320	572
Laconia W2	392	168	303	206
Laconia W3	718	220	555	316
Laconia W4	428	182	319	240
Laconia W5	387	171	317	198
Laconia W6	735	284	591	366
Meredith	1,479	464	1,164	653
New Hampton	448	210	323	283
Sanbornton	657	221	435	370
Tilton	645	323	452	433
Totals	12,384	4,951	9,075	7,053

CONSTITUTIONAL AMENDMENT QUESTIONS

CARROLL COUNTY	Question 1		Question 2	
	Yes	No	Yes	No
Albany	122	51	97	65
Bartlett	581	381	581	355
Brookfield	205	64	139	137
Chatham	55	21	31	35
Conway	1,866	768	1,518	966
Eaton	112	49	94	52
Effingham	213	109	152	148
Freedom	339	129	224	200
Hale's Loc.	0	0	0	0
Hart's Loc.	6	4	7	3
Jackson	302	64	234	104
Madison	530	173	366	250
Moultonborough	1,173	402	859	599
Ossipee	763	302	498	492
Sandwich	514	154	342	269
Tamworth	609	222	447	320
Tuftonboro	720	217	487	404
Wakefield	783	346	571	468
Wolfeboro	1,861	511	1,346	874
Totals	10,754	3,967	7,993	5,741

CHESHIRE COUNTY	Question 1		Question 2	
	Yes	No	Yes	No
Alstead	364	188	272	251
Chesterfield	788	336	532	495
Dublin	494	188	307	299
Fitzwilliam	528	201	346	331
Gilsum	132	80	91	101
Harrisville	308	89	178	198
Hinsdale	659	303	497	387
Jaffrey	1,262	528	933	751
Keene W1	676	322	444	471
Keene W2	962	382	599	672
Keene W3	918	361	623	592
Keene W4	1,032	399	737	689
Keene W5	1,228	367	773	712
Marlborough	498	202	327	305
Marlow	163	93	102	132
Nelson	164	69	104	108
Richmond	172	133	138	152
Rindge	756	371	557	501
Roxbury	50	14	31	26
Stoddard	189	64	123	116
Sullivan	153	66	82	110
Surry	190	70	122	119
Swanzy	1,281	494	816	819
Troy	351	224	157	254
Walpole	486	341	587	529
Westmoreland	379	144	263	235
Winchester	553	364	421	442
Totals	14,736	6,393	10,162	9,797

CONSTITUTIONAL AMENDMENT QUESTIONS

COOS COUNTY	Question 1		Question 2	
	Yes	No	Yes	No
Berlin W1	499	243	366	309
Berlin W2	534	247	474	268
Berlin W3	664	294	526	366
Berlin W4	430	266	374	278
Carroll	155	76	120	96
Clarksville	52	24	38	31
Colebrook	407	174	361	174
Columbia	77	45	62	51
Dalton	152	82	126	98
Dixville	15	11	8	17
Dummer	87	30	60	47
Errol	61	45	65	36
Gorham	646	364	537	423
Jefferson	227	118	183	131
Lancaster	749	303	617	367
Milan	212	122	158	161
Millsfield	5	1	5	1
Northumberland	395	251	352	267
Pinkham's Gt.	10	6	12	3
Pittsburg	198	65	136	108
Randolph	147	33	112	52
Shelburne	117	59	107	53
Stark	77	51	66	56
Stewartstown	110	73	100	70
Stratford	90	67	84	70
Wentworths Loc	16	7	13	9
Whitefield	408	198	334	233
Totals	6,540	3,255	5,396	3,775

No names: At. & Gil. Ac. Gt., Bean's Gt., Bean's Pur., Cambridge, Chandler's Pur., Crawford's Pur., Cutt's Gt., Dix's Gt., Erving's Loc., Green's Gt., Hadley's Pur., Kilkenny, Low & Burbank's Gt., Martin's Loc., Odell, Sargent's Pur., Second College Gt., Success, Thompson & Mes Pur.

CONSTITUTIONAL AMENDMENT QUESTIONS

GRAFTON COUNTY	Question 1		Question 2	
	Yes	No	Yes	No
Alexandria	209	143	153	173
Ashland	393	212	297	228
Bath	183	66	131	95
Benton	37	15	28	18
Bethlehem	469	190	396	208
Bridgewater	251	97	171	151
Bristol	630	306	446	432
Campton	525	271	430	270
Canaan	626	275	490	340
Dorchester	81	46	71	54
Easton	92	23	67	40
Ellsworth	21	8	14	13
Enfield	895	369	726	405
Franconia	309	91	259	118
Grafton	196	94	131	131
Groton	81	51	58	66
Hanover	2,540	524	2,201	694
Haverhill	811	376	516	440
Hebron	156	55	121	78
Holderness	530	232	390	292
Landaff	72	37	59	44
Lebanon W1	964	399	828	408
Lebanon W2	856	377	698	428
Lebanon W3	821	316	661	388
Lincoln	227	126	202	176
Lisbon	272	162	248	150
Littleton	1,069	529	944	544
Livermore	0	0	0	0
Lyman	96	43	74	60
Lyme	481	170	386	197
Monroe	261	134	228	139
Orange	72	30	62	29
Orford	268	96	213	116
Piermont	184	68	148	83
Plymouth	963	487	765	597
Rumney	357	200	285	205
Sugar Hill	183	55	160	61
Thornton	382	201	292	234
Warren	140	83	123	88
Waterville Val	92	24	74	37
Wentworth	157	77	109	97
Woodstock	243	96	181	136
Totals	17,195	7,154	13,836	8,463

CONSTITUTIONAL AMENDMENT QUESTIONS

HILLSBOROUGH COUNTY	Question 1		Question 2	
	Yes	No	Yes	No
Amherst	3,085	895	2,232	1,487
Antrim	519	241	350	360
Bedford	4,594	1,440	3,515	2,164
Bennington	210	127	154	164
Brookline	726	270	496	431
Deering	318	159	223	218
Francestown	438	170	273	276
Goffstown	3,305	1,596	2,349	2,216
Greenfield	332	132	243	182
Greenville	389	189	310	236
Hancock	569	192	437	259
Hillsborough	883	449	519	522
Hollis	1,912	571	1,335	988
Hudson	4,919	1,663	3,686	2,419
Litchfield	1,200	481	821	756
Lyndeborough	338	149	250	196
Manchester W1	2,504	978	1,771	1,534
Manchester W2	2,276	1,220	1,663	1,526
Manchester W3	1,341	780	992	931
Manchester W4	1,091	797	910	856
Manchester W5	856	594	663	687
Manchester W6	1,991	1,008	1,379	1,414
Manchester W7	1,282	830	905	978
Manchester W8	2,003	1,147	1,360	1,598
Manchester W9	1,433	829	1,054	1,046
Manchester W10	1,634	981	1,209	1,246
Manchester W11	972	670	715	767
Manchester W12	1,812	942	1,276	1,312
Mason	331	114	235	186
Merrimack	5,736	1,968	4,263	3,016
Milford	2,690	1,214	2,076	1,581
Mont Vernon	457	196	317	285
Nashua W1	2,239	704	1,367	1,373
Nashua W2	2,060	769	1,333	1,313
Nashua W3	895	831	1,225	581
Nashua W4	951	699	522	516
Nashua W5	1,393	1,321	1,899	974
Nashua W6	902	806	1,046	639
Nashua W7	1,193	501	792	775
Nashua W8	2,192	815	1,479	1,309
Nashua W9	1,714	696	1,131	1,060
New Boston	815	396	601	532
New Ipswich	745	420	492	587
Pelham	2,375	1,033	1,754	1,390
Peterborough	1,677	516	1,231	796
Sharon	103	23	70	51
Temple	283	115	212	157
Weare	1,206	634	850	960
Wilton	817	345	656	451
Windsor	28	15	21	18
Totals	73,734	33,631	54,662	45,319

CONSTITUTIONAL AMENDMENT QUESTIONS

MERRIMACK COUNTY	Question 1		Question 2	
	Yes	No	Yes	No
Allenstown	753	497	552	586
Andover	513	213	363	339
Boscawen	595	330	352	462
Bow	1,721	528	1,108	1,014
Bradford	383	173	252	265
Canterbury	571	200	385	349
Chichester	427	220	262	334
Concord W A	1,233	537	853	817
Concord W B	999	368	633	664
Concord W C	1,011	450	731	668
Concord W D	929	313	608	558
Concord W E	750	398	575	512
Concord W F	1,282	403	812	783
Concord W G	897	409	607	631
Concord W H	1,541	601	1,032	998
Danbury	211	99	144	129
Dunbarton	463	209	299	324
Epsom	732	381	441	603
Franklin W1	489	273	322	388
Franklin W2	457	202	345	272
Franklin W3	519	260	375	349
Henniker	934	373	645	547
Hill	182	89	121	129
Hooksett	1,981	1,016	1,413	1,370
Hopkinton	1,605	377	1,024	1,334
Loudon	740	373	463	584
Newbury	462	152	316	259
New London	1,377	314	1,041	532
Northfield	612	339	440	469
Pembroke	1,295	631	962	908
Pittsfield	622	361	413	512
Salisbury	265	112	113	191
Sutton	459	174	325	263
Warner	637	301	436	449
Webster	333	162	186	256
Wilmot	314	107	213	180
Totals	28,294	11,945	19,162	19,028

CONSTITUTIONAL AMENDMENT QUESTIONS

ROCKINGHAM COUNTY	Question 1		Question 2	
	Yes	No	Yes	No
Atkinson	1,502	528	1,171	722
Auburn	1,000	518	710	687
Brentwood	599	249	427	354
Candia	962	441	656	626
Chester	781	274	513	461
Danville	544	290	398	370
Deerfield	735	350	497	514
Derry	5,577	2,405	4,160	3275
East Kingston	356	137	233	242
Epping	1,025	502	697	694
Exeter	2,487	976	1,778	1378
Fremont	573	278	425	374
Greenland	833	313	630	385
Hampstead	1,847	656	1,365	927
Hampton	3,813	1,514	2,844	2037
Hampton Falls	598	206	423	328
Kensington	488	230	335	321
Kingston	1,309	594	961	813
Londonderry	4,813	1,895	3,696	2568
New Castle	389	84	305	134
Newfields	257	114	186	154
Newington	234	83	158	119
Newmarket	1,581	753	1,175	984
Newton	855	368	618	502
North Hampton	1,364	462	1,060	630
Northwood	659	361	462	484
Nottingham	677	288	516	457
Plaistow	1,582	671	1,179	880
Portsmouth W1	621	261	467	347
Portsmouth W2	964	361	771	448
Portsmouth W3	798	254	613	378
Portsmouth W4	1,070	362	843	492
Portsmouth W5	876	266	645	404
Raymond	1,460	949	1,072	1181
Rye	1,739	551	1,277	832
Salem	6,479	2,963	4,904	3808
Sandown	825	423	602	539
Seabrook	1,504	831	1,068	1066
South Hampton	227	109	198	113
Stratham	1,500	447	1,098	676
Windham	2,662	796	2,017	1219
Totals	58,165	24,113	43,153	32,923

CONSTITUTIONAL AMENDMENT QUESTIONS

STRAFFORD COUNTY	Question 1		Question 2	
	Yes	No	Yes	No
Barrington	1,366	593	949	891
Dover W1	954	403	653	595
Dover W2	707	311	519	418
Dover W3	1,069	447	815	594
Dover W4	1,050	386	574	550
Dover W5	941	389	675	538
Dover W6	813	285	552	513
Durham	2,419	727	1,853	1037
Farmington	885	471	653	610
Lee	926	315	678	469
Madbury	429	147	307	233
Middleton	168	94	119	127
Milton	619	342	451	445
New Durham	321	204	274	275
Rochester W1	978	477	731	633
Rochester W2	809	354	584	482
Rochester W3	1,286	583	922	838
Rochester W4	828	360	610	499
Rochester W5	868	775	640	563
Rollinsford	617	262	439	383
Somersworth W1	432	155	282	259
Somersworth W2	418	164	286	261
Somersworth W3	408	161	271	265
Somersworth W4	374	173	260	252
Somersworth W5	279	175	198	218
Strafford	662	267	457	448
Totals	20,626	9,020	14,752	12,396

SULLIVAN COUNTY	Question 1		Question 2	
	Yes	No	Yes	No
Acworth	215	86	157	122
Charlestown	894	446	704	552
Claremont W1	349	247	306	247
Claremont W2	1,182	577	922	743
Claremont W3	624	484	530	522
Cornish	435	163	323	223
Croydon	115	56	92	69
Goshen	145	66	124	72
Grantham	456	107	346	174
Langdon	123	60	88	81
Lempster	173	134	119	164
Newport	1,110	540	910	633
Plainfield	581	212	466	272
Springfield	209	89	149	113
Sunapee	955	346	695	533
Unity	211	124	155	154
Washington	208	101	157	134
Totals	7,985	3,838	6,243	4,808


GOVERNOR'S PROCLAMATION STATE OF NEW HAMPSHIRE EXECUTIVE DEPARTMENT

Concord


December 7, 1988

Be it known that I, John H. Sununu, Governor of the State of New Hampshire, in obedience to the request of the 1987 General Court, do hereby proclaim to the people of this State that the Constitution of New Hampshire is amended as provided for in Question 1, which was submitted by the General Court to the qualified voters of the State at the meetings held in the several towns, city wards and places in this State, on the Tuesday next following the first Monday in November, 1988.


The alteration and amendment in said Constitution covered by this question has been approved and adopted, and the Constitution is thus amended by the suffrages of more than two-thirds of the qualified voters present at the said meetings, and voting upon the said question.



Given under my hand and the Seal of the State, at the Executive Council Chambers, this seventh day of December, A.D., 1988, and of the Independence of the United States of America, the two hundred and thirteenth.


Governor

By the Governor:


Secretary of State

LIQUOR QUESTIONS

The following questions were submitted to the voters in the towns of MONROE, SANDWICH, and TEMPLE at the state general election held November 6, 1984, in accordance with RSA 663:5.

Shall state stores be operated by permission of the state liquor commission in this city or town?

Monroe	Yes	170	No	205
Temple	Yes	160	No	202

Shall malt beverages (beer) be sold by permission of the state liquor commission in this city or town?

Monroe	Yes	242	No	148
Temple	Yes	265	No	97

Shall wines containing not less than 6 percent nor more than 14 percent of alcoholic content by volume at 60 degrees Fahrenheit (table wine) be sold by permission of the state liquor commission in this city or town?

Monroe	Yes	240	No	146
Sandwich	Yes	377	No	257
Temple	Yes	258	No	100

Shall liquor be sold for consumption on the premises where sold by permission of the state liquor commission in this city or town?

Monroe	Yes	161	No	212
Temple	Yes	204	No	156

LIQUOR/SWEEPSTAKES QUESTIONS

The following questions were submitted to the voters in the towns of MONROE and SANDWICH at the state general election held November 8, 1988, in accordance with RSA 663:5 and 663:7. A recount of the votes in the town of Monroe was requested and held on December 1, 1988.

Shall liquor be sold for consumption on the premises where sold by permission of the state liquor commission in this city or town?

Sandwich	Yes	366	No	356
----------	-----	-----	----	-----

Shall malt beverages (beer) be sold by permission of the state liquor commission in this city or town?

Monroe	Yes	172	No	288
(Recount results	—	Yes 171	No	288)

Shall wines containing not less than 6 percent nor more than 14 percent of alcoholic content by volume at 60 degrees Fahrenheit (table wine) be sold by permission of the state liquor commission in this city or town?

Monroe	Yes	168	No	283
(Recount results	—	Yes 168	No	283)

Shall sweepstakes tickets continue to be sold in this city or town?

Monroe	Yes	225	No	234
(Recount results	—	Yes 225	No	234)

RECOUNTS AFTER THE GENERAL ELECTION

Seven requests for recounts were received after the general election — six were for Representative to the General Court races. There was a change in the winner as a result of the recount in Rockingham District No. 16, but no change in any of the other recounts.

A recount of the Sweepstakes and Liquor questions on the Monroe ballot resulted in no change.

Below, in the first column are the figures as officially returned to the Secretary of State. The second column contains the recount figures. The persons elected are designated by asterisks.

REPRESENTATIVES TO THE GENERAL COURT

		Recount
COOS COUNTY — District No. 8		
Harold D. Nelson, d&r	4,061	3,985*
Catherine V. Brungot, r	3,108	3,123*
Dennis J. Kilbride, d	2,877	2,994*
Romeo J. Theriault, d	2,893	2,900*
George Lemire, d	2,830	2,841*
Robert E. Dumont, r	2,475	2,479*
Marie C. Hawkinson, d	2,442	2,446
Paul E. St. Hilaire, r	2,167	2,170
Romeo R. Frenette, d	2,186	2,108
June L. Mortenson, r	1,916	1,898
HILLSBOROUGH COUNTY — District No. 25		
DonnaLee M. Lozeau, r	2,138	2,140*
Susan N. Harlan, r	2,012	2,011*
Linda D. Long, d	1,831	1,841*
Joseph W. DuBois, Jr., r	1,811	1,812
David E. Cote, d	1,625	1,628
Bret M. Clemons, d	1,180	1,185
ROCKINGHAM COUNTY — District No. 6		
John Hoar, Jr., r&d	3,486	3,580*
Douglas G. Forsythe, r&d	3,482	3,547*
Kathleen M. Hoelzel, r	2,681	2,857*
Calvin Warburton, r	2,484	2,588*
Susan Vallone Joyce, d	2,096	2,133
Thomas J. Cashman, Sr., d	1,394	1,430
ROCKINGHAM COUNTY — District No. 16		
Frank J. Palazzo, r	2,253	2,266*
Ellen M. Cressy, d	2,267	2,226
ROCKINGHAM COUNTY — District No. 28		
Lawrence A. Chase, Jr., r	987	990*
Carolyn E. Hynes, d	902	905*
Cecelia D. Kane, d	826	826*
Joseph A. MacDonald, d	816	821*
William E. Bronson, r	812	812
Helen D. Begala, r	792	792
George S. Robinson, d	748	751

		Recount
STRAFFORD COUNTY — District No. 11		
James E. Appleby, r&d	4,031	3,982*
Sandra B. Keans, r	2,911	2,879*
Ralph W. Torr, r	2,469	2,453*
Julie M. Brown, r	2,381	2,357*
Robert J. Callaghan, d	2,372	2,350*
Clyde J. Douglass, r	2,354	2,311
James F. McManus, Jr., d	2,282	2,261
Bruce May, d	1,644	1,627
Daniel N. Delisle, d	1,593	1,572
Caroline McCarley, ind	198	215

MONROE

“Shall sweepstakes tickets continue to be sold in this city or town?”

YES	225	YES	225
NO	234	NO	234

“Shall malt beverages (beer) be sold by permission of the state liquor commission in this city or town?”

YES	172	YES	171
NO	288	NO	288

“Shall wines containing not less than 6 percent nor more than 14 percent of alcoholic content by volume at 60 degrees fahrenheit (table wine) be sold by permission of the state liquor commission in this city or town?”

YES	168	YES	168
NO	283	NO	283

